

OPTIMO: MASKINFABRIK

***High Quality
Turn Tables for wheel alignment***


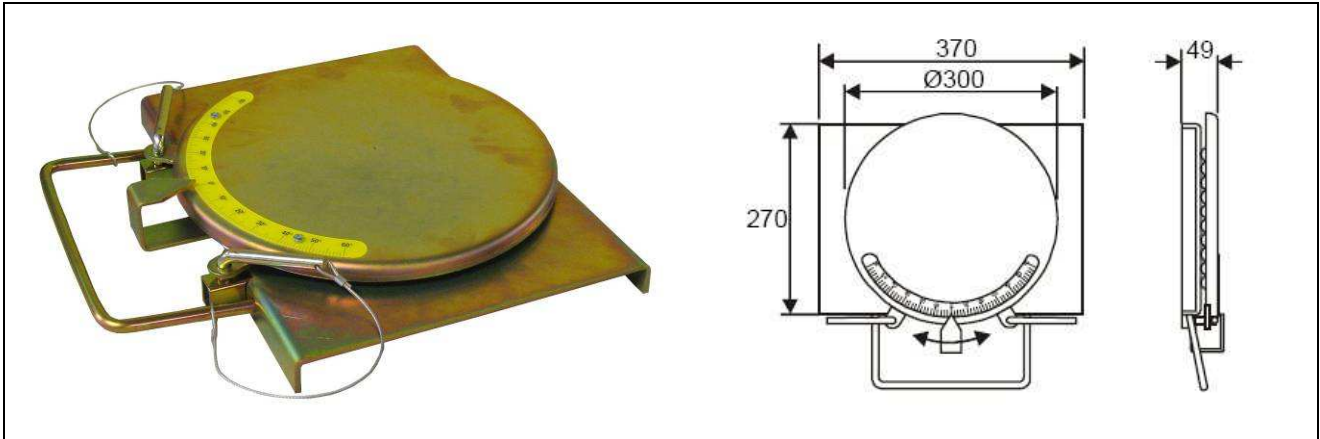


Optimo turn tables are available for all types of alignment equipment, such as optical, electronic conventional or 3D alignment systems.

Traditional turn tables

Turn tables for traditional alignment equipment can be used on all alignment bays. We supply turn tables with turning scale for the front, and turn tables with safety blocking bars for the rear. The steel locking hooks are secured by steel wire.

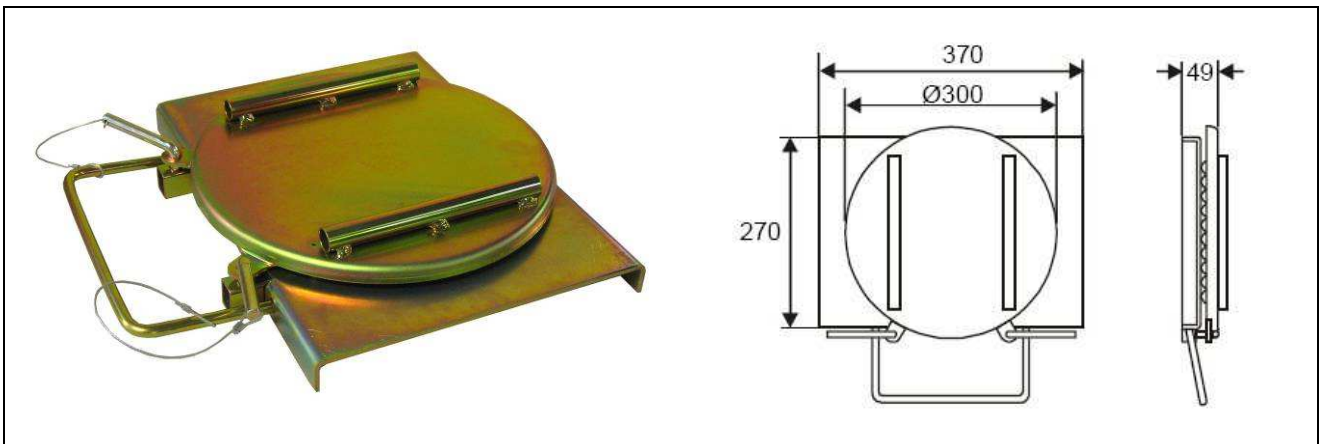
The front turn table



Our front turn table is equipped with a 60° - 0 - 60° turning scale and an adjustable pointer for zero setting. The pointer can be moved freely to the correct position by hand. This feature enables an accurate measurement of the turning angles.

The tables are supplied in a cardboard box of two with a cross weight of 18 kg and a volume of 0.03 m^3 . Ordering no. 100104.

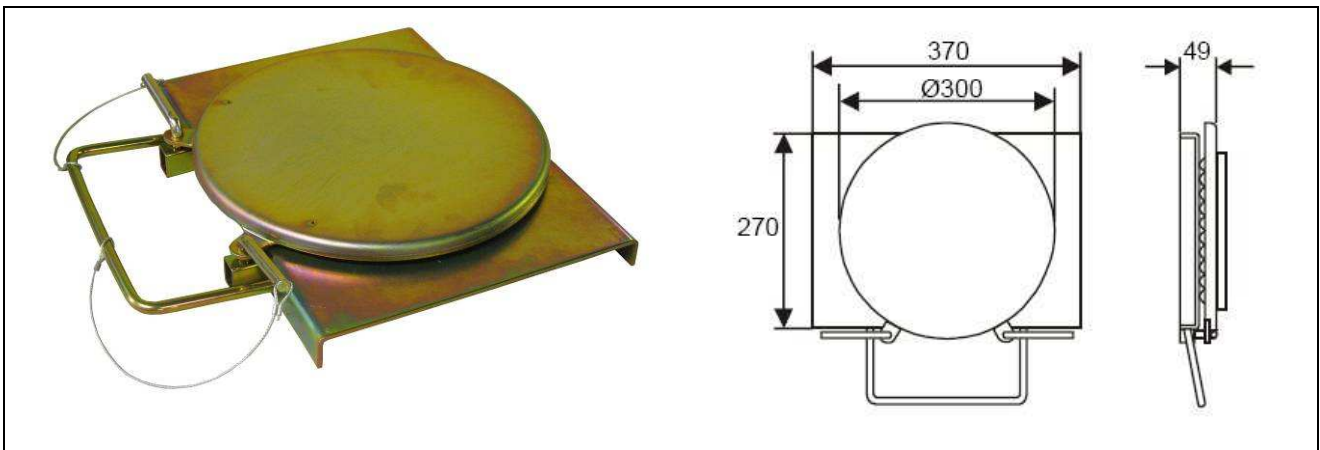
The rear turn table with run-off safety device



Our rear turn table is equipped with safety anti-rolling bars, to avoid the vehicle of rolling off the turn tables. This feature enables an accurate measurement of the turning angles. We can supply the rear tables locked in longitudinal direction, or unlocked for free movement.

The tables are supplied in a cardboard box of two with a cross weight of 18 kg and a volume of 0.03 m^3 . Ordering no. 100114 for unlocked version, and 100114L for locked version..

The rear turn table




Our plane turn table has no scale or pointer. This table can be used for both front and rear. We can supply the rear tables locked in longitudinal direction, or unlocked for free movement.

The tables are supplied in a cardboard box of two with a gross weight of 18 kg and a volume of 0.03 m³. Ordering no. 100124 for unlocked version, and 100124L for locked version.

Drive on turn tables and ramps

Drive on turn tables can be used together with optical or electronic alignment equipment. We supply traditional turn tables with drive on ramps, or a longer rear plate with drive on ramps.

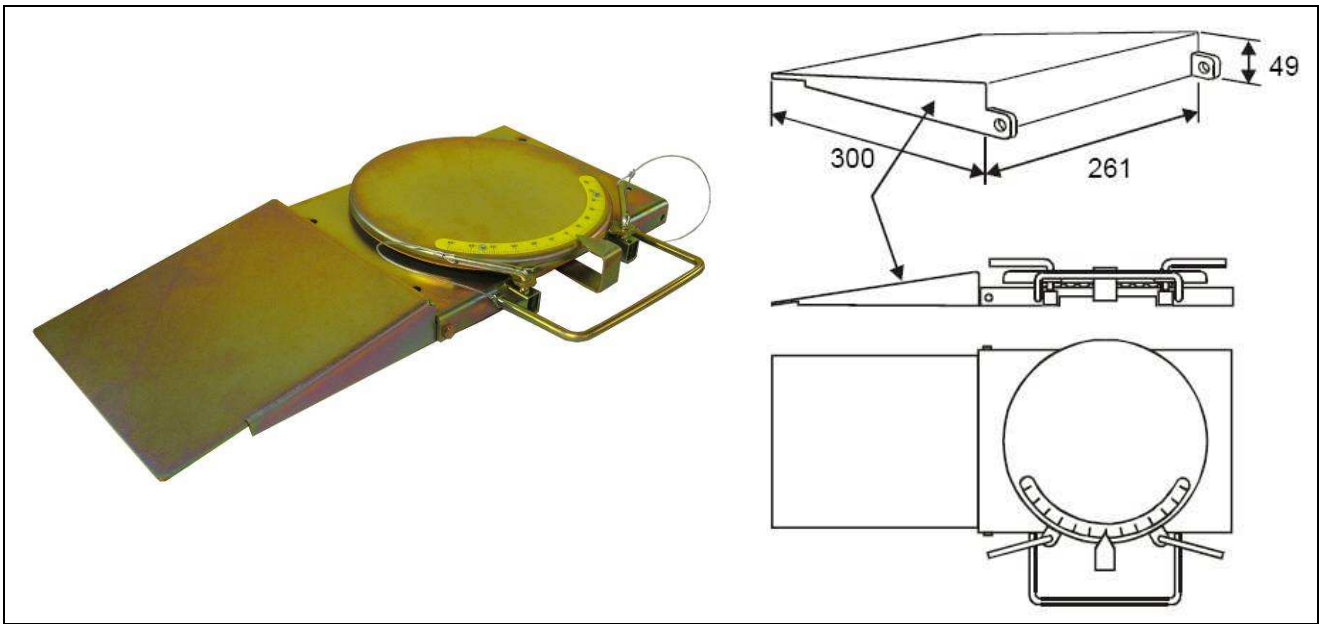


The drive on turn tables can be used for non-compensation wheel adapters, such as BMW, Mercedes, Porsche aso. Aligning a vehicle with drive on turn tables is fast and ensures the correct ride height of the vehicle, and the suspension in driving condition. The ramps can be supplied in combination with the turn tables 100104, 100124, and 100124L.




When storing the turn tables with the ramps mounted, the ramp can be folded underneath the turn table for small space consumption.

Drive on turn table for front and rear




Ramps



We supply ramps to upgrade existing turn tables. The ramps can be mounted almost on any type of existing turn table, but they are specially designed for our turn tables.

The ramps are furnished with two latches with a hole in each. Usually, when ordering Optimo turn tables, the ramps will be mounted on the turn tables. To upgrade existing turn tables with ramps, requires drilling two holes in the base plate of the turn table. They can then be mounted with two screws and locking nuts, to ensure easy movement of the ramp when folding for storage.



The drive on ramps are supplied in pairs of two. Ordering no. 111025. They can be ordered in combination with our turn tables 100104, 100124, and 100124L.


The turn tables 100104 with ramps, can also be used in combination with the rear plates 100704, which then are delivered with the same height of 49 mm.



Turning plates for 3D alignment


We present to you a unique and state-of-the-art solution.

Perform a 3D alignment even faster and more accurate with drive on turning plates with ramps, locking device and the unique built-in turn table in the front. The perfect solution for 3D wheel alignment on alignment racks with flat runways (scissors or 4-post).



The front plate is a unique design, where the whole plate can turn, and the turn table, inside the plate, turns too. The space behind the round turn table is used for rolling back compensation.

The rear plate has two ramps, to enable drive through. Easy to use pull and turn locking pins unlock the front and rear plates.



The front drive on turning plate



Makes driving on easy

Driving on the tables is an easy task. The tables can be placed onto the runways of any runway lift.

They are only 40 mm high, and therefore it is easy to drive a vehicle onto the tables. During driving on, the plates can be locked to ensure safety.

Rolling forth and/or back compensation

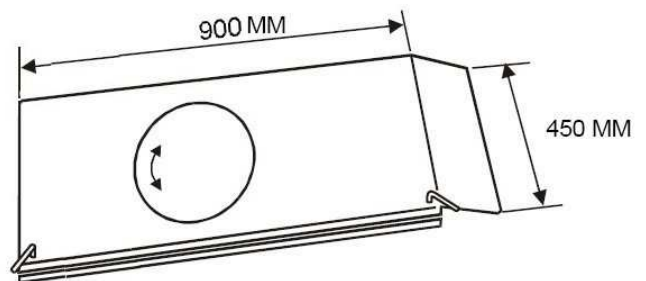
Rolling forth and/or back for compensation purpose is no problem. The plates can be locked, which gives no spindle rotation caused by loose turning plates. The space on the table of 350 mm, in front and behind the turning plate, in the front, allows rolling back and/or forth of the vehicle on an even surface.



Caster/SAI/Total turns

The turning of the front wheels activates both the plate, as well as the turning plate inside the table. This ensures that there is absolutely no resistance during turning, which enables the exact measurement of Caster and SAI, Total Turn and Toe-out-on-turns.

The square plate itself can move +/-40 mm all the way around.



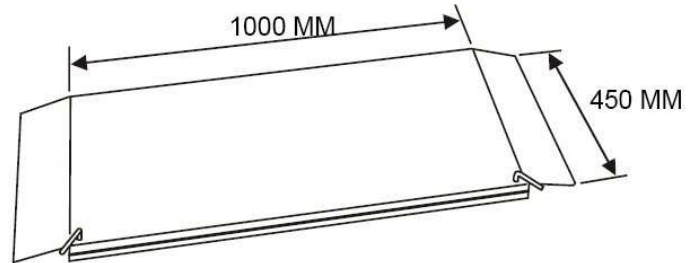
The plate can take a maximum load of 1250 kg (axle load of 2500 kg), and has a weight of 35 kg each. The plate can move 40 mm forth and back, and 40 mm to both sides. The height is 40 mm. The turn table can rotate 360°. The plates are supplied in pairs of two. Ordering no. 100701.



The rear drive on turning plates

Short single plate

A single rear plate with two drive on ramps, to enable drive through, can be used for alignment bays with any type of personal vehicle. The plate is locked

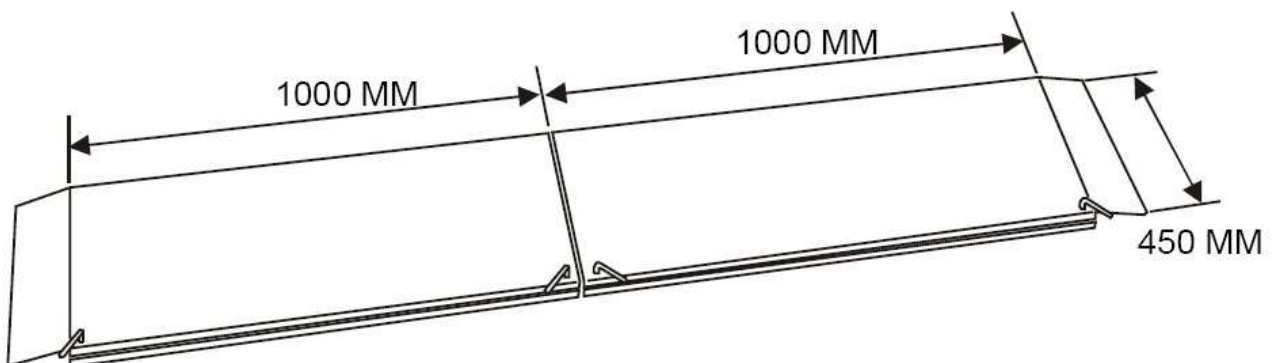


The plate can take a maximum load of 1250 kg (axle load of 2500 kg), and has a weight of 40 kg each. The plate can move 2 mm forth and back, and 40 mm to both sides. The plate can rotate 6° in and out. The plates are supplied in pairs of two.

Ordering no. 100702 with a height of 40 mm, and 100704 with a height of 49 mm (in combination with the front turn tables 100104 and ramps 111025.)

Long double plate


The rear plate can also be supplied as a double plate, to enable alignment of both short and long vehicles, without having to move the rear plate forwards or backwards.



The plate can take a maximum load of 1250 kg (axle load of 2500 kg), and has a weight of 80 kg each (2x40 kg for each side). The plate can move 2 mm forth and back, and 40 mm to both sides. The height is 40 mm. The plate can rotate 6° in and out. The plates are supplied in pairs, each two plates. Ordering no. 100703.

Blocking bars for the drive on turn table types

To prevent the turn tables from sliding forwards or backwards under drive on, blocking bars can be supplied, to fixate the turn tables to the lift. A kit contains 8 pcs. of bars.



Known quality for decades

Optimo turn tables are known for many years around the world, for their durability, high accuracy and high craftsmanship.



We supply state-of-the-art turn tables with all the necessary functions a turn table has to offer.

The heavy duty steel spring ball bearing system is easy to maintain and can withstand the every day usage.

The ball bearing system can be ordered as a spare part, thus giving a used turn table new life.

Maintenance instruction

The plates are perfectly designed to resist water, snow, salt during winter, and grease. There is normally no maintenance involved using the tables, despite of keeping them clean, to avoid corrosion.

Pricing

We offer competitive prices and volume discounts. Please contact us for further information.

OPTIMO
MASKINFABRIK

Øresundsvej 150 - DK-2300 Copenhagen S - Denmark

www.optimo.dk

Tel +45 3297 2365 - Fax +45 3297 4879